

The Great Guide Sleepover



**Step by Step: Setting up your
Grassrootz fundraising account**

Step 1: Sign Up

Go to <https://donate.grassrootz.com/girlguidenswact/great-guide-sleepover> and click the Blue 'Start Fundraising' button to sign up

The screenshot shows a web browser window with the URL <https://donate.grassrootz.com/girlguidenswact/the-great-guide-sleepover-2018#>. The page features a banner image of two girls in white and orange hoodies with their arms raised. Below the banner, the text reads "PROUDLY SUPPORTING GIRL GUIDES NSW & ACT" and "The Great Guide Sleepover 2018 SUPPORTING GIRL GUIDES NSW & ACT". A progress bar shows "\$0 Raised of our \$10,000 goal" and "0 Amazing Girl Guides Donors. Donate now". Two buttons are visible: "GIVE NOW" and "START FUNDRAISING", with the latter highlighted by a red box and a red arrow pointing to it. Below the buttons, there is a "Did you know?" section with social sharing options for Email, Facebook, Twitter, and LinkedIn. At the bottom, there is a "Find Units" section with a search bar and a list of units: AP (Albion Park G, raised \$0), AP (Albion Park SG, raised \$0), AG (Albury G, raised \$0), and AO (Albury Owl SG, raised \$0). The "Our Donors" section is partially visible on the right.



Step 2: Join a Team

Click the *Join A Team* button (not the individual)

FOR GIRL GUIDES NSW & ACT

Fundraise for The Great Guide Sleepover 2018

Select how you would like to fundraise

PERSONAL PAGE MEMBER OF EXISTING TEAM

Create your fundraising page

FIND A TEAM

Search for a The Great Guide Sleepover 2018 team

PAGE NAME *

Give your team member page a name

This will create a unique web address for your page, and cannot be changed once set.

FUNDRAISING GOAL *

\$ 50

How much are you aiming to raise for our cause?

♥ NEXT

Select your Unit from the drop-down box 'Find a Team'. If you cannot find your Unit in the dropdown box start writing the name of your Unit and it will appear.


Give your team member page a name.

Select a 'Fundraising Goal'



Step 3: Create Your Account

Enter your name, email, and create a password. Then click Sign Up.


GIRL GUIDES NSW & ACT

Create your account

Almost there! We just need to know a little more about you.


YOUR NAME *

Sally Turtle

EMAIL ADDRESS *


eventsadmin@girlguides-nswact.org.au

CREATE PASSWORD *


 SIGN UP

By joining I agree to the Grassrootz [Terms and Conditions](#) and [Privacy Policy](#)

[Already have an account? Login](#)

POWERED BY  GRASSROOTZ

[About us](#) | [Get in touch](#) | [Terms](#) | [Privacy](#)

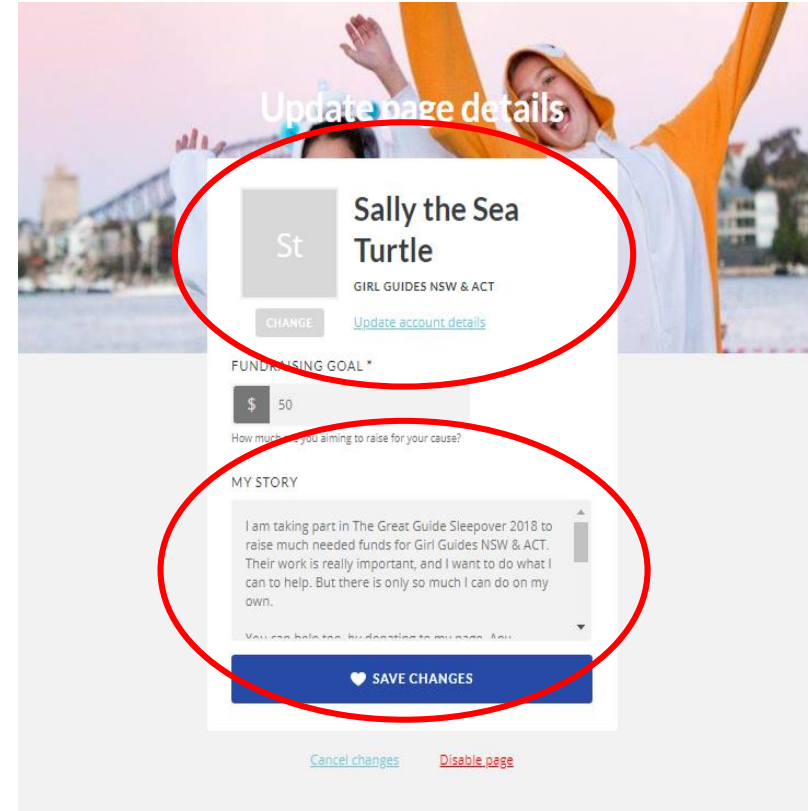
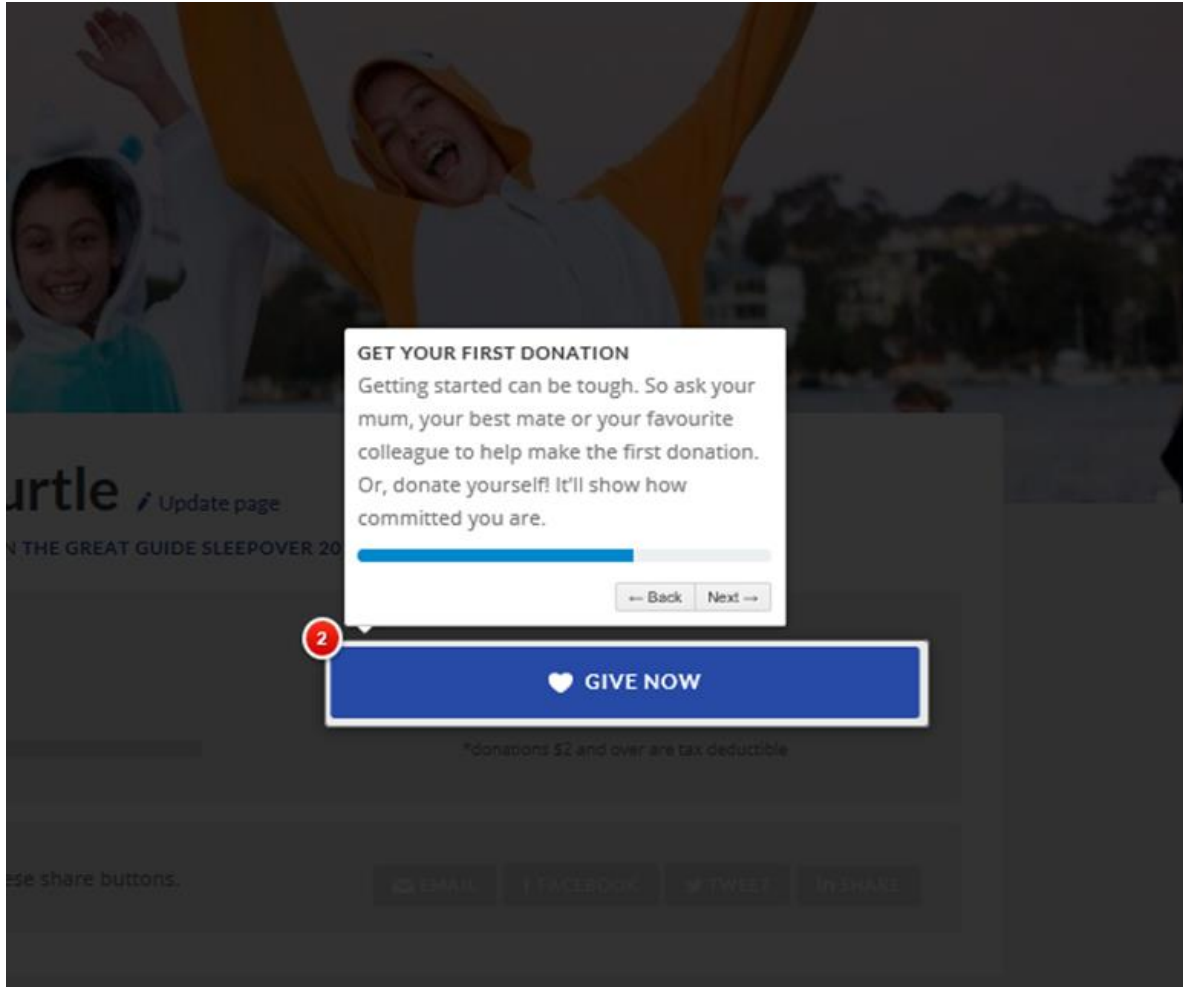
 Support

Having issues? You can always click the blue support button for help.



Step 4: Ask For Fund/Email Donors

Once you've personalised your page you are ready to start asking for donations. Ask someone to be your first donation (maybe your family or a friend) or donate to your self to show your commitment.



Step 5: Share Your Page

Let everyone know your fundraising for the Great Guide Sleepover, share your page via email or social media.

The screenshot shows a fundraising page for 'Sally the Sea Turtle' under the heading 'NSW & ACT IN THE GREAT GUIDE SLEEPOVER 2018'. A modal window titled 'SHARE YOUR PAGE' is open, containing the text: 'Tell everyone you're fundraising for Girl Guides NSW & ACT. Share why you're inspired and ask for a donation so you hit your fundraising goal faster.' Below this text is a blue progress bar and three buttons: 'Got it', '← Back', and 'Next →'. A red circle with the number '3' is positioned to the left of the modal. In the background, a dark blue 'GIVE NOW' button with a heart icon is visible, along with the text 'Donations \$2 and over are tax deductible'. At the bottom of the page, there is a white banner with the text 'Get your team moving! Invite team members using these share buttons.' and four social sharing buttons: 'EMAIL', 'FACEBOOK', 'TWEET', and 'SHARE'. Below the banner, the text 'Why I am supporting Girl Guides NSW & ACT' and 'Checklist' are visible.

Finalize your account

Confirm your account via your email address. You must confirm your account before you start fundraising.

Check your inbox to confirm your email address and activate your fundraising page.

PROUDLY SUPPORTING GIRL GUIDES NSW & ACT

GIVE NOW HI TEST TU

St **Sally the Sea Turtle** [Update page](#)
SUPPORTING GIRL GUIDES NSW & ACT IN THE GREAT GUIDE SLEEPOVER 2018

\$0 **0**
Raised of my **\$50** goal Donors. Donate now

[GIVE NOW](#)

*donations \$2 and over are tax deductible

Get your team moving! Invite team members using these share buttons.

[EMAIL](#) [FACEBOOK](#) [TWEET](#) [SHARE](#)

Why I am supporting Girl Guides NSW & ACT

My Story

I am taking part in The Great Guide Sleepover 2018 to raise much needed funds for Girl Guides NSW & ACT. Their work is really important, and I want to do what I can to help. But there is only so much I can do on my own.

You can help too, by donating to my page. Any amount you can give makes a difference!

You can also support me by encouraging others to get involved, too. Please email the link to my page to your friends and family, or share it on social media.

Checklist

Welcome
Here are a few important tips to help you hit your fundraising goal faster

0%
COMPLETED

- Update your profile picture
- Update your about text
- Receive a donation

[Support](#)



Now you are ready to start fundraising for the Great Guide Sleepover!



Need additional Help?

Contact the Events Team at events@girlguides-nswact.org.au or call 02 8396 5200